













Team 2337 - The EngiNERDs
 Robot Build and Season Prep Workshop
Tool List for Rookie and Veteran Teams












✓	Qty	Item	Example Image	Notes
	1	Safety Glasses (NOT Goggles) for Each Person		

IMPORTANT!
Please pack your ELECTRICAL and MECHANICAL tools in SEPARATE boxes.

Tools for Electrical Component Wiring

	1	#2 Phillips Screwdriver		
	1	3/16" Allen Wrench		
	1	1/16" Allen Wrench		
	1	5mm Allen Wrench		
	1	Small-Sized Flathead Screwdriver		
	1	Medium-Sized Flathead Screwdriver		
	1	7/16" Combination Wrench		
	1	3/8" Combination Wrench		
	2	Wire Cutters		
	1	Wire Strippers		
	1	Wire Crimpers		

REQUIRED Tools for KoP Chassis Assembly

	1	3/8" Socket		
	1	5/16" Socket		
	1	9/16" Socket		
	2	5/32" Ball-End Hex Driver or Key		
	1	Non-Marring Hammer		
	2	3/8" Combination Wrench		
	2	9/16" Combination Wrench		
	1	1/2" Combination Wrench		
	1	5/16" Combination Wrench		
	2	Ratchet Driver for Sockets		
	1	Adjustable Wrench		

RECOMMENDED Tools for KoP Chassis Assembly (will make work easier)

	1	Cordless Drill		
	1	1/4" Hex Socket Driver Adapter		
	1	3/8" Hex Socket Driver Adapter		
	1	5/32" Ball-End Hex Bit		