












These components will LIKELY NOT be in the Veteran Teams Kit of Parts

Your Team will need to bring these items with you, or you will not be able to participate in the electrical and deploy default code workshops, and will NOT leave with a moving chassis

Please LABEL EACH PIECE WITH YOUR TEAM NUMBER and **place ONLY THESE COMPONENTS in a box.** Print and tape this sheet to the outside of the box, and initial next to components included. **Do not** include any tools or mechanical components in this box.

✓	Qty	Item	Example Image	Notes
	1	Wireless Bridge/Radio	 or	
	1	Driver's Station Computer/Laptop (with power adaptor)		IMPORTANT: Please remove password protection!
	1	Joysticks or Controllers		Whatever you use to drive your Robot
	1	25-foot Cat5 Cable		
	1	USB Cable (A to B)		
	4	Speed Controllers		Victors, Talons or Spark
	1	Power Distribution Panel (PDP)		
	1	Voltage Regulator Module		
	1	RoboRIO		

We expect that the following items will be included in the KoP, but we will not know until the day of Kickoff. Please bring them if you can.

	1	WAGO Connector Tool		Bring multiple if possible
	1	USB Thumb Drive		Please clear all other files

TEAM NUMBER:

TEAM MENTOR SIGNATURE:

For EngiNERDs use ONLY:

Verified by: